




# Our vertical pumps get to the bottom of your problem.



To control storm overflow and flood waters, Crisafulli Vertical Pumps give you the power to move up to 18,000 gallons per minute. A wide range of discharge sizes (from 2 to 24 inches) and head capabilities to 280 feet, coupled with Crisafulli's ability to customize the length and discharge configuration ensure that whatever your need, a Crisafulli Pump can handle it.

## Common applications for vertical pumps...

- ☞ Stormwater management
- ☞ Chemical sumps
- ☞ Lift stations
- ☞ Dairy farms
- ☞ Dry docks
- ☞ Water treatment
- ☞ Manure tanks
- ☞ Sewage disposal
- ☞ Industrial waste
- ☞ Septic tanks



Pumps • Dredges • Power Units – Custom or Standard  
Manufacturers of reliable Crisafulli products supported by superior service



The stylized pump impeller symbolizes  
Crisafulli's focus on efficient movement  
of fluids, sludges and slurries.

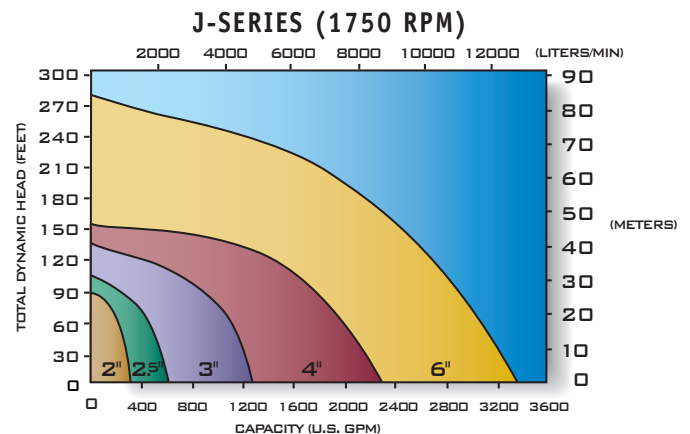
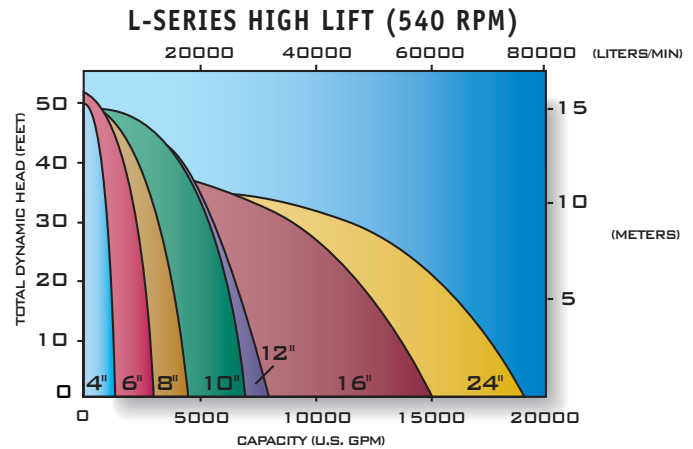
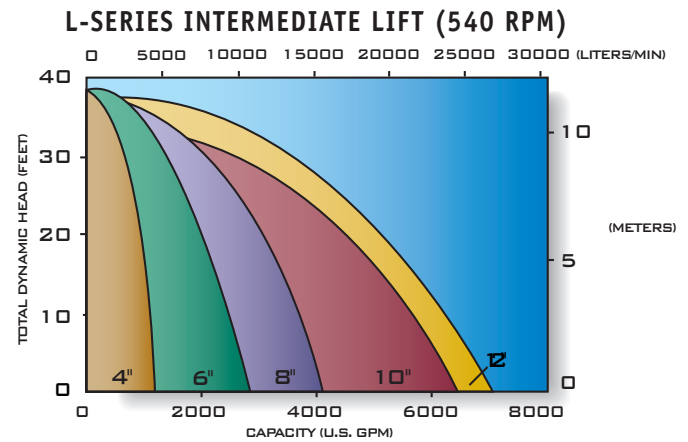
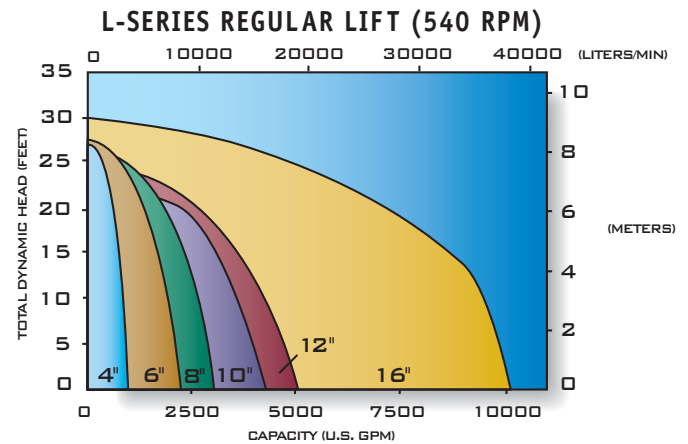
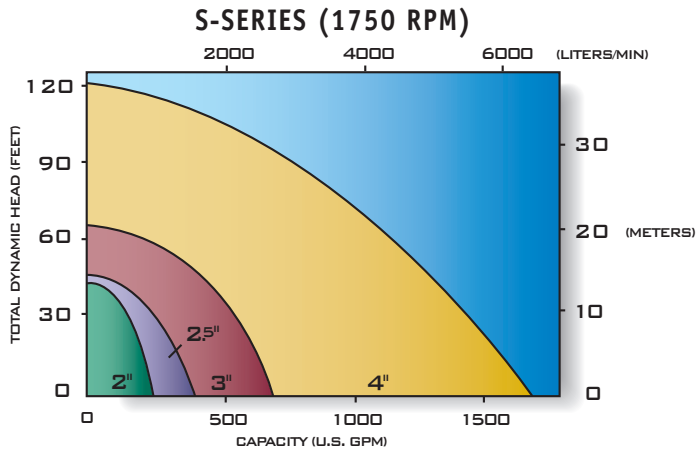
[www.crisafullipumps.com](http://www.crisafullipumps.com)

# PERFORMANCE



Vertical Pumps from SRS Crisafulli are a sound and practical investment for flood control, sewage transfer, stormwater management or industrial waste removal. Choose from three series.

The S-Series Pumps are low-head, high-volume pumps, available in discharge sizes of 2 inches to 4 inches (usually direct-driven electric). J-Series Pumps handle solids more efficiently, and offer discharge sizes of 2 inches to 6 inches. L-Series Pumps come in a choice of three lifts: Regular, Intermediate and High, with discharge sizes of 4 inches to 24 inches (12" and 16" are the most popular). As with any SRS Crisafulli product, you can customize your Vertical Pump. Choose alternate construction materials, or specify unusual lengths and angles of discharge. We'll work with you to design a pump that's exactly what you want and need.



Visit us on the web today at

[www.crisafullipumps.com](http://www.crisafullipumps.com)

or call us toll free: 1-800-442-7867



**Pumps • Dredges • Power Units – Custom or Standard**  
Manufacturers of reliable Crisafulli products supported by superior service

SRS Crisafulli, Inc. • 1610 Crisafulli Drive • P.O. Box 1051 • Glendive, MT 59330 • USA  
Phone: 406-365-3393 • Toll free: 800-442-7867 • Fax: 406-365-8088 • Email: [srsc@crisafulli.com](mailto:srsc@crisafulli.com)